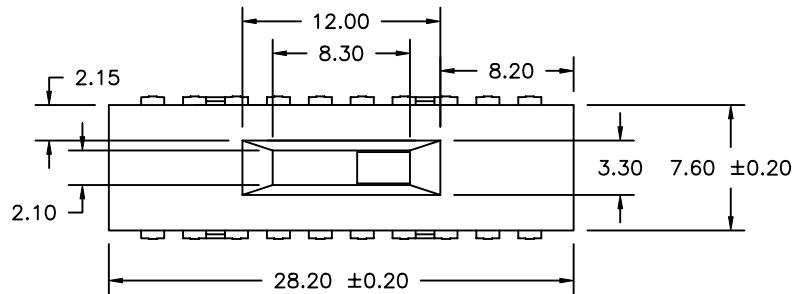


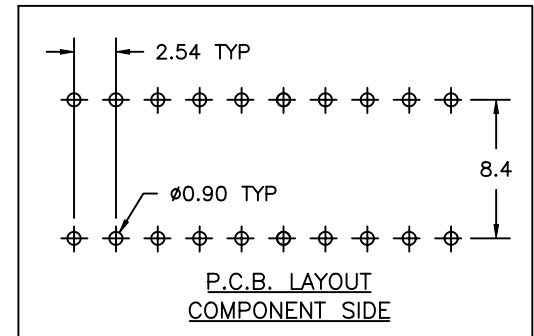
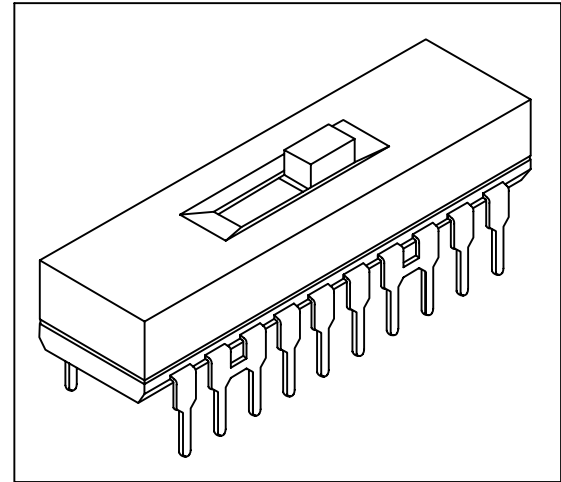
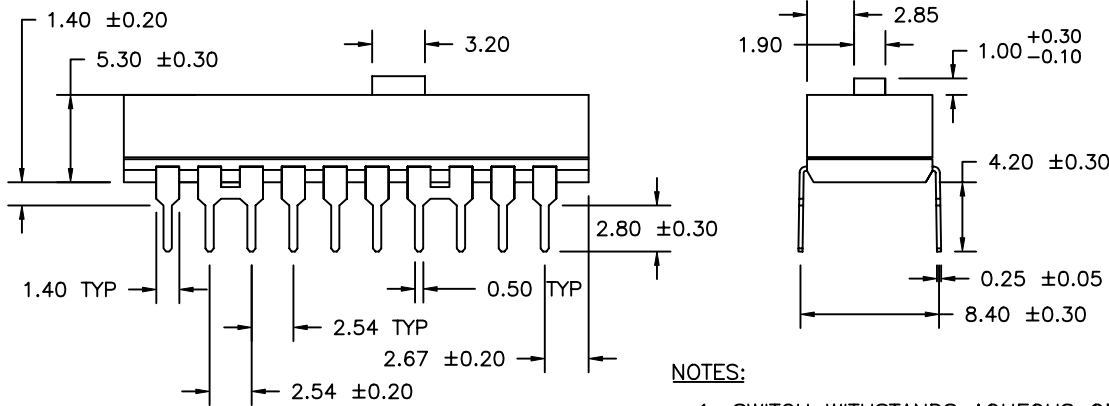
COMPONENT SPECIFICATION

USE OR REPRODUCTION OF THIS DRAWING FOR THE PURPOSE OF MANUFACTURING THIS ARTICLE OR ANY ARTICLES SHOWN FOR ANY PURPOSE IS STRICTLY PROHIBITED WITHOUT WRITTEN PERMISSION FROM SENIOR INDUSTRIES, INC.

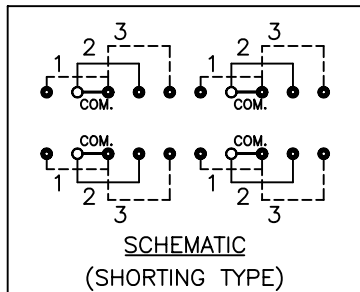
A



B



C



NOTES:

1. SWITCH WITHSTANDS AQUEOUS OR OR SOLVENT CLEANING PROCESSES.
2. SWITCH IS AUTO INSERTABLE -  
- INITIALLY PROVIDED WITH RECESSED ACTUATOR AND TAPE SEAL ON TOP. TAPE IS REMOVED AFTER ASSEMBLY TO P.C.B. AND ACTUATOR IS RAISED IN A LATCHED, EXTENDED POSITION.
3. 'X' IN PART NUMBER DENOTES PLATING:  
1 - SILVER PLATING  
3 - GOLD PLATING

TELECOM GRADE



**SENIOR INDUSTRIES, INC.**

DESIGNED:			SYM.	DATE:	DESCRIPTION OF REVISIONS:	DRAWN:	APPD:	TOLERANCE:	PART NO:	43SAS1UX
DRAWN:	HV	03/23/94	▲	07.09.93	NEW	JF	JF			
CHECKED:	GAT	11/30/05	▲	04.06.94	NOTE ADDED	JF	JF	AS ANGLES: ±1/2°	SCALE	1 OF 2
APPROVED:	JF	11/30/05	▲	12.31.01	NOTE 1 & 3 ADDED	RB	TF			
			▲	11.30.05	New Index, Notes corr, spec added	GAT	JF			
3RD ANGLE		UNIT:	mm	SCALE:	2:1	REV.	D			

1

2

3

4

5

COMPONENT SPECIFICATION

USE OR REPRODUCTION OF THIS DRAWING FOR THE PURPOSE OF MANUFACTURING THIS ARTICLE OR ANY ARTICLES SHOWN FOR ANY PURPOSE IS STRICTLY PROHIBITED WITHOUT WRITTEN PERMISSION FROM SENIOR INDUSTRIES, INC.

A

SPECIFICATIONS

ELECTRICAL:

CONTACT RATING: 300 mA @ 125 VAC  
CONTACT RESISTANCE: 20 MILLIOHMS MAX.  
INSULATION RESISTANCE: 100 MEGOHMS MIN. @ 500 VDC  
DIELECTRIC STRENGTH: 500 V RMS

MECHANICAL:

LIFE: 15,000 CYCLES  
ACTUATION FORCE: 400 ±150 GRAMS

MATERIAL:

HOUSING: PBT G30, UL94V-0  
ACTUATOR: VALOX 357, UL94V-0  
MOVING CONTACT: PHOSPHOR BRONZE  
CONTACT CARRIER: MARANYL NYLON 6/6 G8.1, UL94V-0  
FIXED CONTACT/TERMINAL: BRASS  
PLATING: CONTACT AREA - GOLD OR SILVER OVER NICKEL  
TERMINATION AREA - TIN OVER NICKEL.

ENVIRONMENTAL:

OPERATING TEMPERATURE: -40°C TO +85°C

B

C



DESIGNED:			SYM.	DATE:	DESCRIPTION OF REVISIONS:	DRAWN:	APPD:	TOLERANCE:	PART NO:	43SAS1UX
DRAWN:	HV	03/23/94	▲	07.09.93	NEW	JF	JF			
CHECKED:	GAT	11/30/05	▲	04.06.94	NOTE ADDED	JF	JF	TO 1 DECIMAL PLACE: ±	TITLE:	SEALED SLIDE SWITCH
APPROVED:	JF	11/30/05	▲	12.31.01	NOTE 1 & 3 ADDED	RB	TF	TO 2 DECIMAL PLACES: ±		
			▲	11.30.05	New Index, Notes corr, spec added	GAT	JF	AS ANGLES: ± °	SCALE	2 OF 2
3RD ANGLE		UNIT:	mm	SCALE:		REV.	D			