COMPONENT SPECIFICATION	USE OR REPRODUCTION OF THIS DRAWING FOR THE PURPOSE OF MANUFACTURING THIS ARTICLE OR ANY ARTICLES SHOWN FOR ANY PURPOSE IS STRICTLY PROHIBITED WITHOUT WRITTEN PERMISSION FROM SENIOR INDUSTRIES, INC.

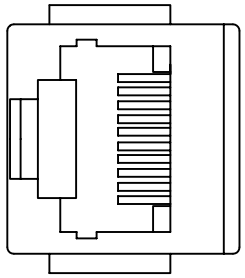

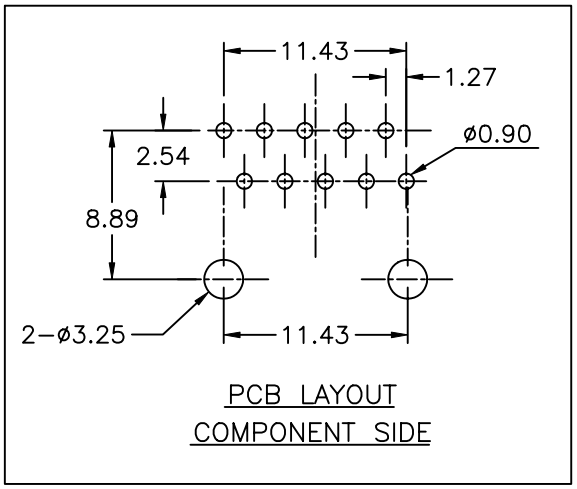

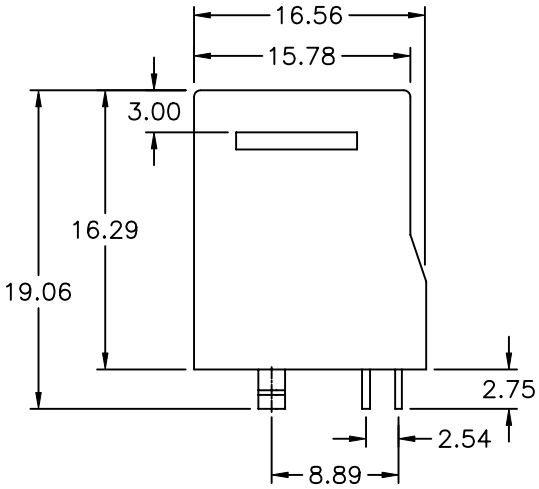

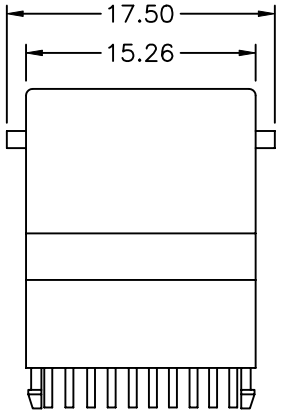

NOTE: PART NO. 9669K SHOWN.

SPECIFICATIONS

ELECTRICAL:

CONTACT RATING:	1.5A AT 125 VAC
CONTACT RESISTANCE:	30 MILLIOHMS MAX.
INSULATION RESISTANCE:	500 MEGOHMS MIN. AT 500 VDC
DIELECTRIC STRENGTH:	1000 VRMS FOR 1 MINUTE

MECHANICAL:

LIFE:	750 CYCLES MIN.

ENVIRONMENTAL:

OPERATING TEMPERATURE:	0°C TO 70°C
STORAGE TEMPERATURE:	−40°C TO +85°C

MATERIAL:

HOUSING:	GLASS FILLED POLYESTER, UL94V−0
TERMINALS:	PHOSPHOR BRONZE, 0.35t
PLATING: CONTACT AREA −	SELECTIVE GOLD PLATING OVER NICKEL OVER TIN
TERMINATION AREA −	100 µIN TIN OVER NICKEL

REGULATORY:

UL RECOGNIZED COMPONENT. UL FILE NO. E147880.

PART NUMBER BUILDER:

MODEL	KEYWAY		CONTACTS	PLATING		COLOR
9669	☐	—	☐	☐	—	☐

KEYWAY:
- BLANK
- "K" (WITH KEY)

CONTACTS:
- 0 = 10 CONTACTS
- 1 = 8 CONTACTS
- 2 = 6 CONTACTS

PLATING:
1. 15 µIN. Au
2. 30 µIN. Au
3. 50 µIN. Au
4. 6 µIN. Au
5. 3 µIN. Au

COLOR:
1. BLUE
2. RED
3. BLACK (STD)
4. BROWN
5. GREEN
6. WHITE
7. GRAY
8. ORANGE
9. YELLOW
10. VIOLET
11. IVORY/NEUTRAL

SENIOR INDUSTRIES, INC.

			SYM.	DATE:	DESCRIPTION OF REVISIONS:	DRAWN:	APPD:
DESIGNED:			A	03.28.01	NEW	RB	JF
DRAWN:	RB	03/28/01	B	07.22.05	New Index, PN Builder Corr'd, Comp Side Added	KO	JF
CHECKED:	GAT	02/15/06	C	. .			
APPROVED:	JF	02/15/06	D	. .			
			E	. .			

TOLERANCE:
- TO 1 DECIMAL PLACE: ±.3
- TO 2 DECIMAL PLACES: ±.15
- AS ANGLES: ±1/2°

PART NO:	9669−XX−X
TITLE:	MODULAR JACK
SHEET:	1 OF 1

3RD ANGLE	UNIT:	mm	SCALE:	2:1	REV:	B