

COMPONENT SPECIFICATION

USE OR REPRODUCTION OF THIS DRAWING FOR THE PURPOSE OF MANUFACTURING THIS ARTICLE OR ANY ARTICLES SHOWN FOR ANY PURPOSE IS STRICTLY PROHIBITED WITHOUT WRITTEN PERMISSION FROM SENIOR INDUSTRIES, INC.

SPECIFICATIONS

ELECTRICAL:

CONTACT RATING: 1.5A AT 125 VAC
 CONTACT RESISTANCE: 30 MILLIOHMS MAX.
 INSULATION RESISTANCE: 500 MEGOHMS MIN. AT 500 VDC
 DIELECTRIC STRENGTH: 1000 VRMS FOR 1 MINUTE

MECHANICAL:

LIFE: 750 CYCLES MIN.

ENVIRONMENTAL:

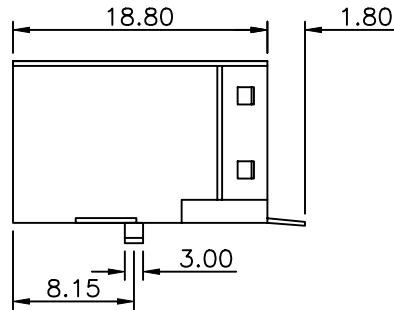
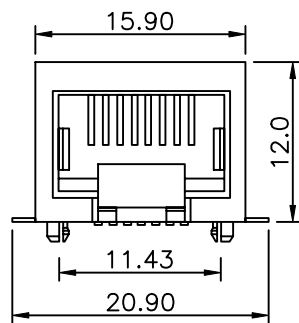
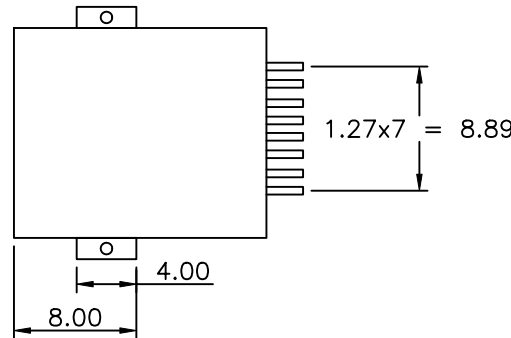
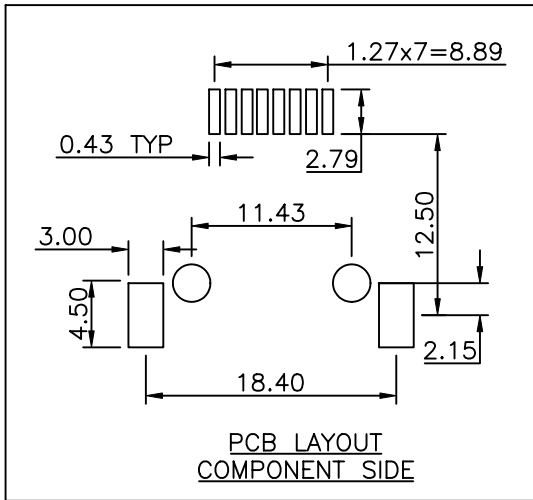
OPERATING TEMPERATURE: 0°C TO +70°C
 STORAGE TEMPERATURE: -40°C TO +85°C
 PART SHALL WITHSTAND REFLOW SOLDER TEMPERATURE OF 260°C FOR 10 SECONDS.

MATERIAL:

HOUSING: NYLON FR-50 HIGH TEMPERATURE, UL94V-0
 TERMINALS: PHOSPHOR BRONZE, 0.35t
 SHIELD: BRASS, TIN PLATED
 PLATING: CONTACT AREA - GOLD OVER NICKEL
 TERMINATION AREA - TIN OVER NICKEL

PART NUMBER BUILDER:

MODEL	KEYWAY	CONTACTS	PLATING	COLOR
9685R				
	BLANK "K" (WITH KEY)	0 = 8 CONTACTS 1 = 6 CONTACTS 2 = 4 CONTACTS	1. 15 µIN. Au 2. 30 µIN. Au 3. 50 µIN. Au 4. 6 µIN. Au 5. 3 µIN. Au	1. BLUE 2. RED 3. BLACK (STD) 4. BROWN 5. GREEN 6. WHITE 7. GRAY 8. ORANGE 9. YELLOW 10. VIOLET 11. IVORY/NEUTRAL



SENIOR INDUSTRIES, INC.

DESIGNED:			SYM.	DATE:	DESCRIPTION OF REVISIONS:	DRAWN:	APPD:	TOLERANCE:	PART NO:	7685R-XX-X	
DRAWN:	RB	12/23/03	▲	12.23.03	NEW	RB	JF				
CHECKED:	GAT	02/20/06	▲	08.16.05	Index, Lead rem'd fr term. area, 'R' added in PN	KO	JF	TO 1 DECIMAL PLACE: ±.3	TITLE:	MODULAR JACK	
APPROVED:	JF	02/20/06	▲					TO 2 DECIMAL PLACES: ±.12			
3RD ANGLE		UNIT:	mm	SCALE:	2:1	REV:	B	AS ANGLES:	±1/2°	SHEET:	1 OF 1