

1

2

3

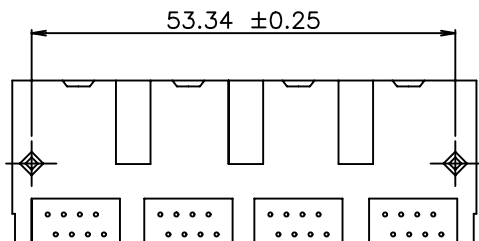
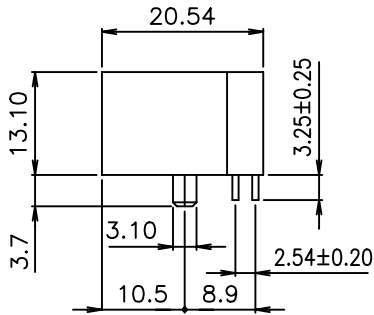
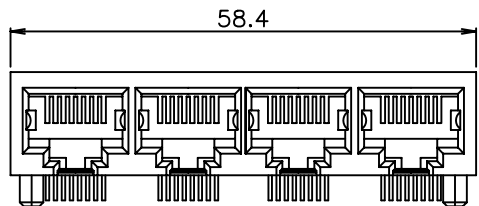
4

5

COMPONENT SPECIFICATION

USE OR REPRODUCTION OF THIS DRAWING FOR THE PURPOSE OF MANUFACTURING THIS ARTICLE OR ANY ARTICLES SHOWN FOR ANY PURPOSE IS STRICTLY PROHIBITED WITHOUT WRITTEN PERMISSION FROM SENIOR INDUSTRIES, INC.

SPECIFICATIONS



NOTE: PART #SGJ11-48X-X DEPICTED

ELECTRICAL:

- CONTACT RATING: 1.5A AT 125 VAC
- CONTACT RESISTANCE: 30 MILLIOHMS MAX.
- INSULATION RESISTANCE: 500 MEGOHMS MIN. AT 500 VDC
- DIELECTRIC STRENGTH: 1000 VRMS FOR 1 MINUTE

MECHANICAL:

- LIFE: 750 CYCLES MIN.

ENVIRONMENTAL:

- OPERATING TEMPERATURE: 0°C TO +70°C
- STORAGE TEMPERATURE: -40°C TO +85°C

MATERIAL:

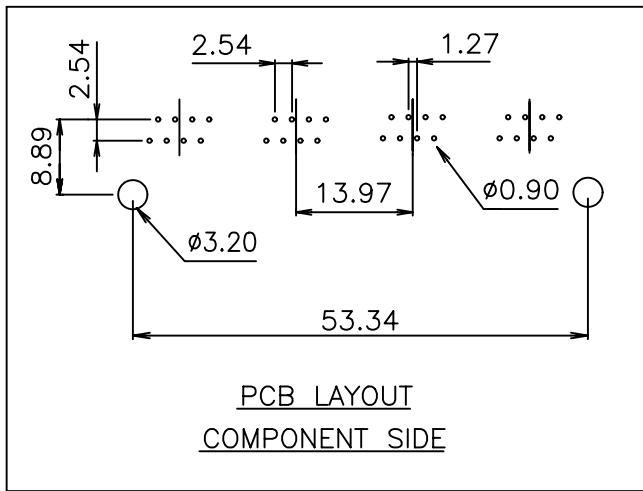
- HOUSING: GLASS FILLED POLYESTER, UL94V-0
- TERMINALS: 0.45mm DIAMETER PHOSPHOR BRONZE
- PLATING: CONTACT AREA - GOLD PLATING OVER NICKEL
- TERMINATION AREA - 100 μIN TIN OVER NICKEL

REGULATORY

MEETS REQUIREMENTS OF FCC RULES AND REGULATIONS PART 68, SUBPART F.

PART NUMBER BUILDER:

MODEL	PORTS	CONTACTS	PLATING	COLOR
SGJ11	4			
	4, 6 OR 8			
		1. 15 μIN. Au		1. BLUE
		2. 30 μIN. Au		2. RED
		3. 50 μIN. Au		3. BLACK (STD)
		4. 6 μIN. Au		4. BROWN
		5. 3 μIN. Au		5. GREEN
				6. WHITE
				7. GRAY
				8. ORANGE
				9. YELLOW
				10. VIOLET
				11. IVORY/NEUTRAL



PCB LAYOUT COMPONENT SIDE



SENIOR INDUSTRIES, INC.

DESIGNED:	DATE:	SYM.	DATE:	DESCRIPTION OF REVISIONS:	DRAWN:	APPD:
		▲	08.02.04	NEW	RB	JF
DRAWN:	RB 08/02/04	▲	08.10.05	New Index, PN Builder Corrected	KO	JF
CHECKED:	GAT 08/15/06	▲	08.16.06	Dim. chges: 58.30->58.4; 3.9->3.7; 10.55->10.5	GAT	JF
APPROVED:	JF 08/15/06	▲				

TOLERANCE:

PART NO:

SGJ11-4XX-X

TO 1 DECIMAL PLACE: ±.3

TITLE:

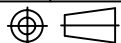
MODULAR JACK

AS ANGLES: ±1/2°

SHEET:

1 OF 1

3RD ANGLE



UNIT:

mm

SCALE:

2:1

REV:

C